

Get-It-All.Net

The BASS GUITAR LICKS, RIFFS and CHOPS ARSENAL

Over 500 Bass Guitar Fingering Patterns!
Exclusive Morphing Techniques!

BOOK ON DEMAND DEMO

V2.1, 2004

© Get It All.Net!, 2004, All Rights Reserved

<http://www.get-it-all.net/>

Welcome to our “Bass Guitar Licks Book on Demand” demo!

The bass lick samples included in this exclusive Book on Demand demo are only a small fraction of what you get in the full version.

The full version of this Book on Demand contains:

- 68 pages packed with over 500 exclusive bass licks and riffs.
- A tablature reference guide to help you read and understand bass guitar tablature notation.
- A bass guitar fretboard map that contains every finger position and note on the bass guitar neck.
- Tips to help you get the most out of your playing and practice time.
- Lick morphing instruction and exercises that will show you how to developing your own playing style.

There are many advantages to using our Books on Demand instead of traditional printed instruction books. Here are a few of them:

- Print single pages, or the entire book, the choice is yours.
- Reprint the pages whenever you want.
- Never wears out like the pages in a traditional guitar book.
- Works with all major computer operating systems including Mac, Unix and Windows.
- You can use the book on your computer, or print and take your selected pages with you to your next practice session. You get the best of both worlds.


We hope you like the free bass licks included in this package. Take some time, play around with them, and enjoy!

We are constantly upgrading and adding to our Musician Expansion Pack™ line. Be sure to visit our web site and check it out!

www.get-it-all.net

BASS GUITAR LICKS

0001




0001: Musical notation for a bass guitar lick in 4/4 time. The staff shows a sequence of notes: G2 (quarter), A2 (quarter), B2 (quarter), C3 (quarter), D3 (quarter), E3 (quarter), F3 (quarter), G3 (quarter). The fretboard diagram below shows the fingering: T (thumb), A (index), B (middle), C (ring), D (pinky), E (pinky), F (pinky), G (pinky). The fret numbers are 4, 4, 2, 2, 2, 2, 2, 2.

0002




0002: Musical notation for a bass guitar lick in 4/4 time. The staff shows a sequence of notes: G2 (quarter), A2 (quarter), B2 (quarter), C3 (quarter), D3 (quarter), E3 (quarter), F3 (quarter), G3 (quarter). The fretboard diagram below shows the fingering: T (thumb), A (index), B (middle), C (ring), D (pinky), E (pinky), F (pinky), G (pinky). The fret numbers are 2, 2, x, 2, x, 1, 2, 3.

0003



0003: Musical notation for a bass guitar lick in 4/4 time. The staff shows a sequence of notes: G2 (quarter), A2 (quarter), B2 (quarter), C3 (quarter), D3 (quarter), E3 (quarter), F3 (quarter), G3 (quarter). The fretboard diagram below shows the fingering: T (thumb), A (index), B (middle), C (ring), D (pinky), E (pinky), F (pinky), G (pinky). The fret numbers are 0, 7, 7, 5, 0, 0, 7, 5.

0004



0004: Musical notation for a bass guitar lick in 4/4 time. The staff shows a sequence of notes: G2 (quarter), A2 (quarter), B2 (quarter), C3 (quarter), D3 (quarter), E3 (quarter), F3 (quarter), G3 (quarter). The fretboard diagram below shows the fingering: T (thumb), A (index), B (middle), C (ring), D (pinky), E (pinky), F (pinky), G (pinky). The fret numbers are 0, 0, x, 2, 1, 0, x, 3.

0005



0005: Musical notation for a bass guitar lick in 4/4 time. The staff shows a sequence of notes: G2 (quarter), A2 (quarter), B2 (quarter), C3 (quarter), D3 (quarter), E3 (quarter), F3 (quarter), G3 (quarter). The fretboard diagram below shows the fingering: T (thumb), A (index), B (middle), C (ring), D (pinky), E (pinky), F (pinky), G (pinky). The fret numbers are 2, 2, 4, 4, 2, 2, 2, 1, 2, 3, 4. The lick ends with a slide (sl.) on the 4th fret.